

Synchronize your Browser Bookmarks

Sonny Ashimori

2014-03-05

Many of us access the web from several computers and mobile devices. Wouldn't it be more convenient if you had the same set of bookmarks on all the computers?

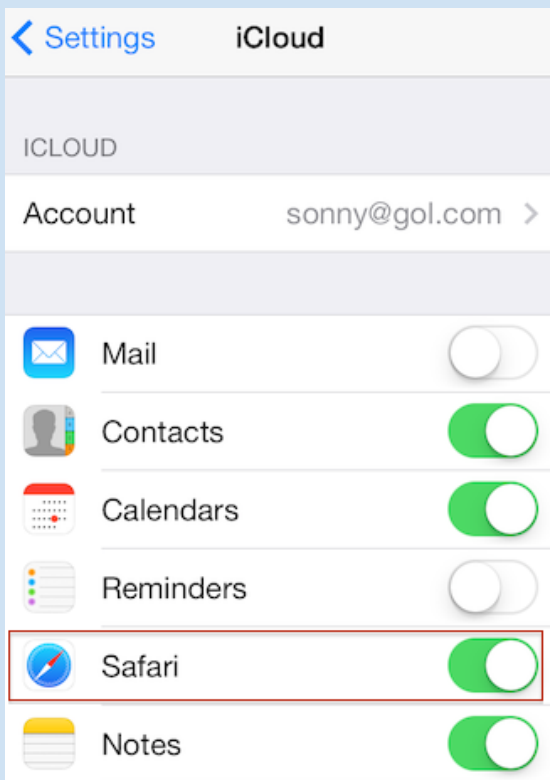
All three major web browsers have a feature to have your personal bookmarks (and browsing history) synchronized on multiple computers and mobile devices.

Safari

Safari uses OS X's built-in iCloud to synchronize your personal preferences. By using the same Apple ID on your Mac computers and iOS devices, you can easily have your bookmarks (and many other things) automatically synchronized. Just check the box for Safari in your System Preferences > iCloud.



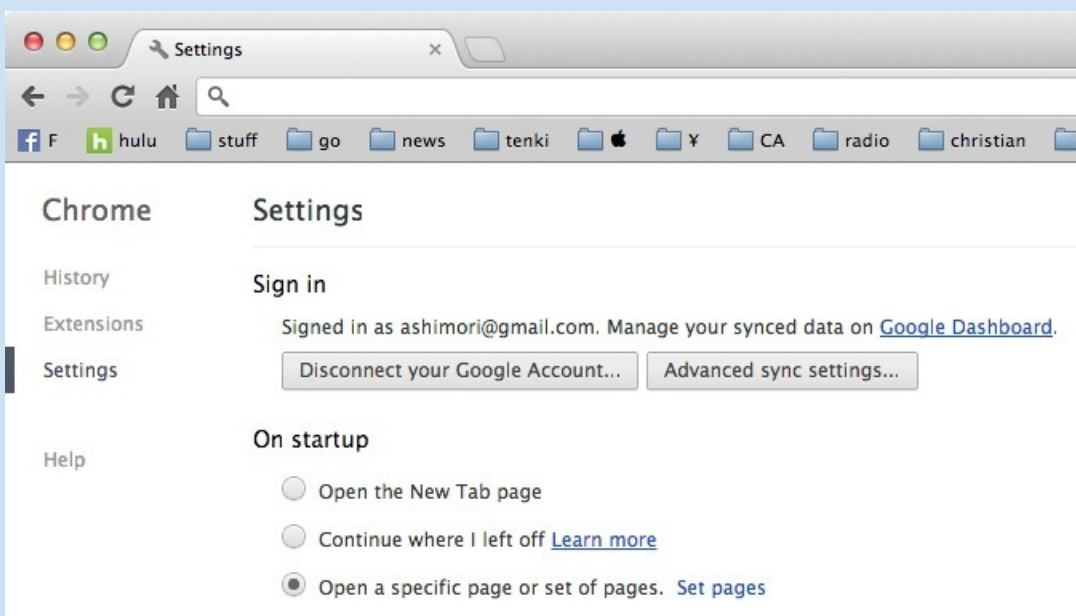
Also, by using the same Apple ID on your iPhone or iPad, you see the same set of synchronized bookmarks, so any change you make on one device is automatically reflected on the others.



Google Chrome

Being a Google product, naturally Google Chrome uses your Google account (that is, a Gmail account, either your personal one or your school account).

To sign in your Google Chrome, open Chrome Preferences (Chrome menu > Preferences) and enter your Google account ID and password.



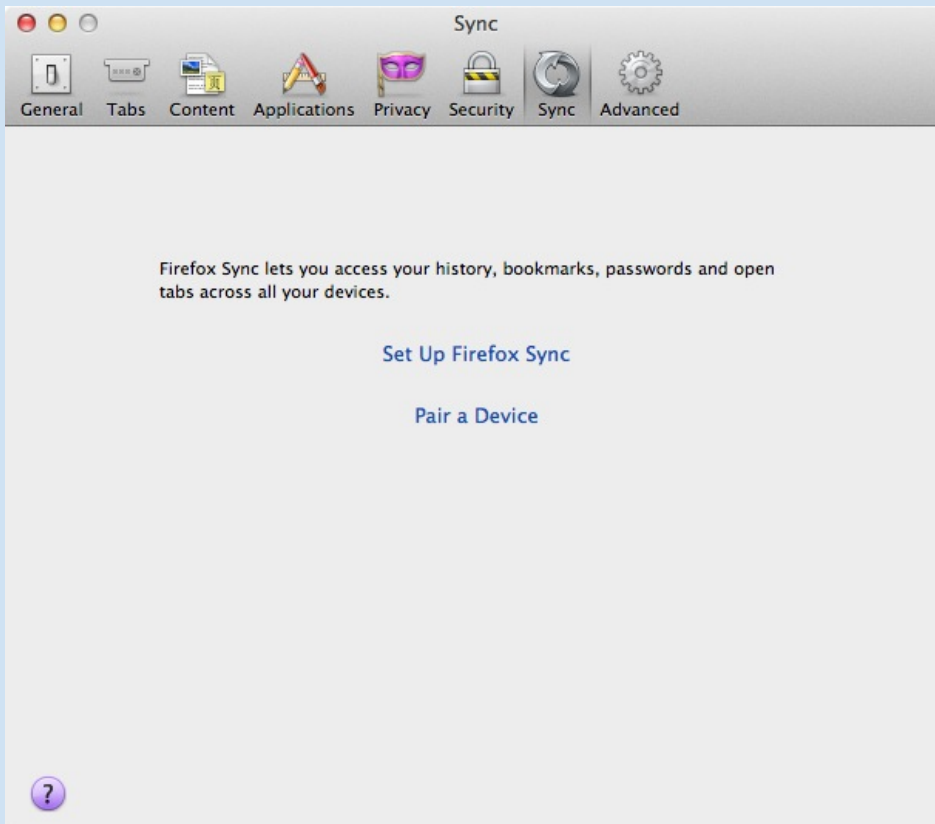
By having your Google Chrome on several computers or mobile devices logged in to the same Google account, you can keep your Google Chrome settings including

bookmarks synchronized among them.

Firefox

Firefox has its own account-based synchronization mechanism called Firefox Sync.

To use Firefox Sync, open Firefox Preferences (Firefox menu > Preferences), and click Sync. Then click the link to "Set Up Firefox Sync."



You will be guided through the steps to make a Firefox Sync account (using an email address).